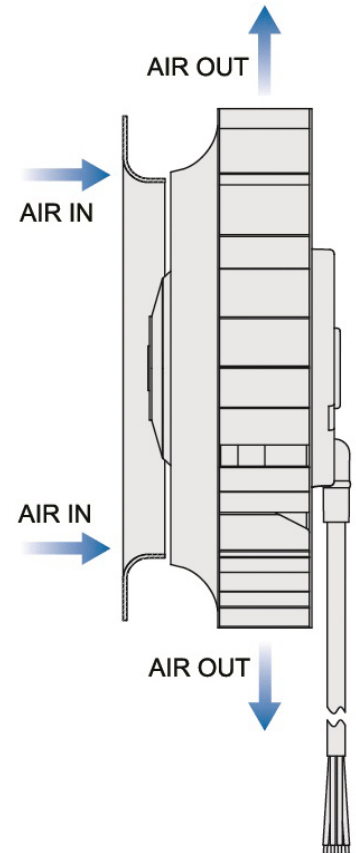




- 120V, 230V, and dual voltage AC options
- Very high static pressure
- Higher airflow than standard axial fans
- Long life two ball bearing design
- 360° airflow exhaust
- Die Cast Motor Base
- Thermal Protection
- Dual speed options available

## AC MOTORIZED IMPELLERS

PART NUMBER	METRIC DIMENSION	INCH DIMENSION	AIRFLOW (CFM)
<a href="#">UF133(91)APA</a>	(133 dia. x 91mm)	5.22 dia. x 3.60 in.	188
<a href="#">UF180BAB</a>	(180 dia. x 65mm)	7.09 dia. x 2.56 in.	388
<a href="#">UF180(55)APA</a>	(182 dia. x 55mm)	7.18 dia. x 2.17 in.	290
<a href="#">UF190APA</a>	(190 dia. x 70mm)	7.48 dia. x 2.75 in.	370
<a href="#">UF190APA-F</a>	(235 dia x 87mm)	9.25 dia. x 3.43 in.	370
<a href="#">UF220APA</a>	(223 dia. x 71mm)	8.78 dia. x 2.79 in.	530
<a href="#">UF220APA-F</a>	(259 dia x 98mm)	10.2 dia. x 3.85 in.	530
<a href="#">UF225(69)APA</a>	(225 dia. x 69mm)	8.86 dia. x 2.72 in.	550
<a href="#">UF225(85)APA</a>	(225 dia. x 85mm)	8.86 dia. x 3.35 in.	680
<a href="#">UF225(99)APA</a>	(225 dia. x 99mm)	8.86 dia. x 3.90 in.	770
<a href="#">UF225(99)APA-F</a>	(259 dia x 117mm)	10.2 dia. x 4.62 in.	547
<a href="#">UF250APA</a>	(251 dia. x 98mm)	9.90 dia. x 3.86 in.	850
<a href="#">UF250APA-F</a>	(259 dia x 131mm)	10.2 dia. x 5.15 in.	850
<a href="#">UF318AAA</a>	(318 dia x 154mm)	12.5 dia. x 6.08 in.	1165
<a href="#">UF360AAA</a>	(360 dia x 167.3mm)	14.17 dia. x 6.59 in.	1645
<a href="#">UF400AAA</a>	(400 dia. x 162.4mm)	12.5 dia. x 6.39 in.	1900



### Typical Applications Include:

Heat Exchangers  
 Exhaust  
 Humidifiers  
 Fume Exhaust  
 Containment  
 HVAC Controls

Refrigeration  
 Air Movers  
 Dehumidifiers  
 Air Scrubbers  
 Abatement  
 HEPA Filter Assemblies





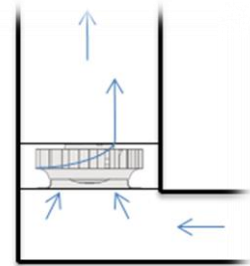
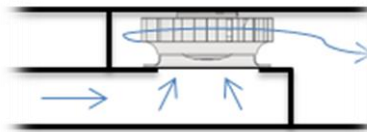
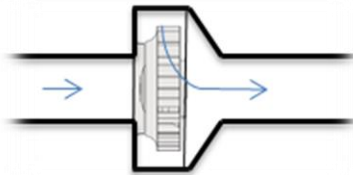
- 12V, 24V, and 48V DC options
- Exceptional static pressure and efficiency
- Higher airflow than standard axial fans
- Long life two ball bearing design
- 360° airflow exhaust
- Die cast motor base
- Variable speed control & tachometer
- Environmental Protection options including encapsulation up to IP68

DC MOTORIZED IMPELLERS			
PART NUMBER	METRIC DIMENSION	INCH DIMENSION	AIRFLOW (CFM)
<a href="#">MSI1225</a>	(120 dia. x 25mm)	4.72 dia. x 1.02 in.	63.2
<a href="#">MSI1380</a>	(133 dia. x 80mm)	5.24 dia. x 3.17 in.	177
<a href="#">MSI1769</a>	(175 dia. x 69mm)	6.89 dia. x 2.72 in.	345
<a href="#">MSI1967</a>	(190 dia. x 67mm)	7.48 dia. x 2.64 in.	358
<a href="#">MSI2577</a>	(250 dia. x 77.3mm)	9.84 dia. x 3.04 in.	716
<a href="#">MSI3116</a>	(315 dia. x 161mm)	12.40 dia. x 6.34 in.	1675

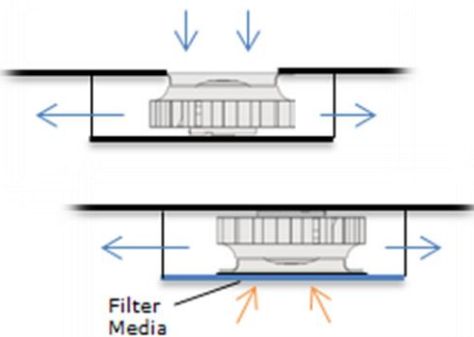


## Typical Installations

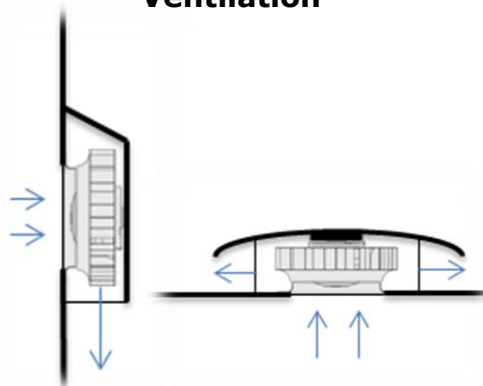
### Ducting



### Circulation and Filtration



### Ventilation



### Cabinets & Enclosures

