

Cable - SAC-3P-10,0-PVC/A-1L-Z - 1439492

Please be informed that the data shown in this PDF Document is generated from our Online Catalog. Please find the complete data in the user's documentation. Our General Terms of Use for Downloads are valid (<http://download.phoenixcontact.com>)



Cable, 3-position, PVC, Black RAL 9005, Free cable end, on Valve connector A, with 1 LED, connected with Z diode, connected with Z diode, Cable length: 10 m



Key commercial data

Packing unit	1 1
Weight per Piece (excluding packing)	380.0 GRM
Custom tariff number	85444290
Country of origin	Poland

Technical data

Dimensions

Length of cable	10 m
Stripping length of the free conductor end	50 mm

Ambient conditions

Ambient temperature (operation)	-20 °C ... 85 °C (valve plug)
Degree of protection	IP65
	IP67

General

Rated current at 40°C	4 A
Rated voltage	24 V
Number of positions	3
Contact resistance	≤ 5 mΩ
Insulation resistance	≥ 100 MΩ
Status display	1 LED
Protective circuit/component	Z diode
Surge voltage category	III

Cable - SAC-3P-10,0-PVC/A-1L-Z - 1439492

Technical data

General

Pollution degree	3
------------------	---

Material

Inflammability class according to UL 94	V0
Valve plug contact material	CuSn
Valve plug contact surface material	Sn
Valve plug contact insert material	PA 66
Material housing valve plug	TPU
Sealing material	TPU (Seal molded)

Cable

Cable type	PVC black
Cable type (abbreviation)	PVC
Cable abbreviation	LiYY
UL AWM style	2464
Conductor cross section	3x 0.5 mm ²
AWG signal line	20
Conductor structure signal line	16x 0.20 mm
Core diameter including insulation	1.5 mm ±0.05 mm
Wire colors	Black 1, black 2, green/yellow
Overall twist	3 wires, twisted
External sheath, color	Black RAL 9005
External cable diameter D	4.8 mm ± 0.2 mm
Minimum bending radius, fixed installation	5 x D
Outer sheath, material	PVC
Material conductor insulation	PVC
Conductor material	Bare Cu litz wires
Insulation resistance	≥ 20 MΩ*km
Conductor resistance	39 Ω/km (at 20 °C)
Nominal voltage, cable	300 V
Test voltage, cable	1200 V
Flame resistance	DIN VDE 0482
	DIN EN 50265-2-1
Resistance to oil	Almost oil-resistant
Ambient temperature (operation)	-40 °C ... 80 °C (cable, fixed installation)
	-5 °C ... 80 °C (cable, flexible installation)

Cable - SAC-3P-10,0-PVC/A-1L-Z - 1439492

Classifications

eCl@ss

eCl@ss 4.0	27060306
eCl@ss 4.1	27060306
eCl@ss 5.0	27061801
eCl@ss 5.1	27061801
eCl@ss 6.0	27061801
eCl@ss 7.0	27061801
eCl@ss 8.0	27061801

ETIM

ETIM 3.0	EC001855
ETIM 4.0	EC001855
ETIM 5.0	EC001855

UNSPSC

UNSPSC 6.01	31251501
UNSPSC 7.0901	31251501
UNSPSC 11	31251501
UNSPSC 12.01	31251501
UNSPSC 13.2	31251501

Accessories

Accessories

Mounting material

Screw - SAC-V-SCREW-M3-29 KNURL - 1403779

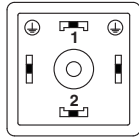


Fillister head screw with plastic knurl, M3 x 40

Drawings

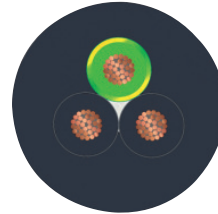
Cable - SAC-3P-10,0-PVC/A-1L-Z - 1439492

Schematic diagram



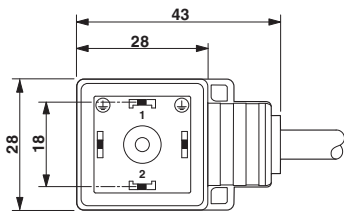
Valve connector pin assignment, type A

Cable cross section



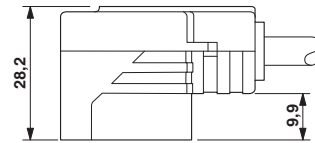
PVC black [PVC]

Dimensioned drawing



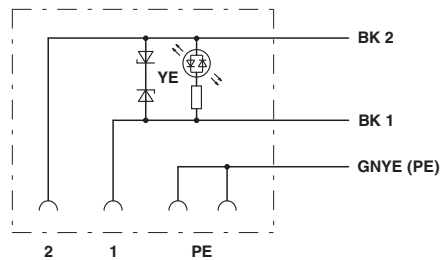
Valve connector, type A

Dimensioned drawing



Valve connector, type A, side view

Circuit diagram



Contact assignment of the valve plug